

Jubilee Park

Enderby



Jubilee Park

Enderby

This parkland beside the River Soar is a good place to visit for people of all ages. There is a children's playground on site. This is where the River Sence joins the River Soar. There are two entrances Abbey Close and off Enderby Road. Car Parking is available on site.





Key:


Distance: 0.8 miles /1.2 km/1,856 steps


Gradient: Level

Time: 20 minutes approx

 Kissing Gate

 Benches

 Play Equipment

 Walking boots required muddy in places

Be Healthy, Walk Local

Part of a series of leaflets to introduce you to eight strategic sites in and around Blaby with a range of local walking opportunities for you to enjoy.

The walks range from 20 minute strolls to an energetic 5 mile round walk in Fosse Meadows. Several of the sites feature picnic areas and play areas for families to enjoy a day out in the countryside.

Please remember when out walking to follow the countryside code and to wear appropriate clothing and footwear.

